
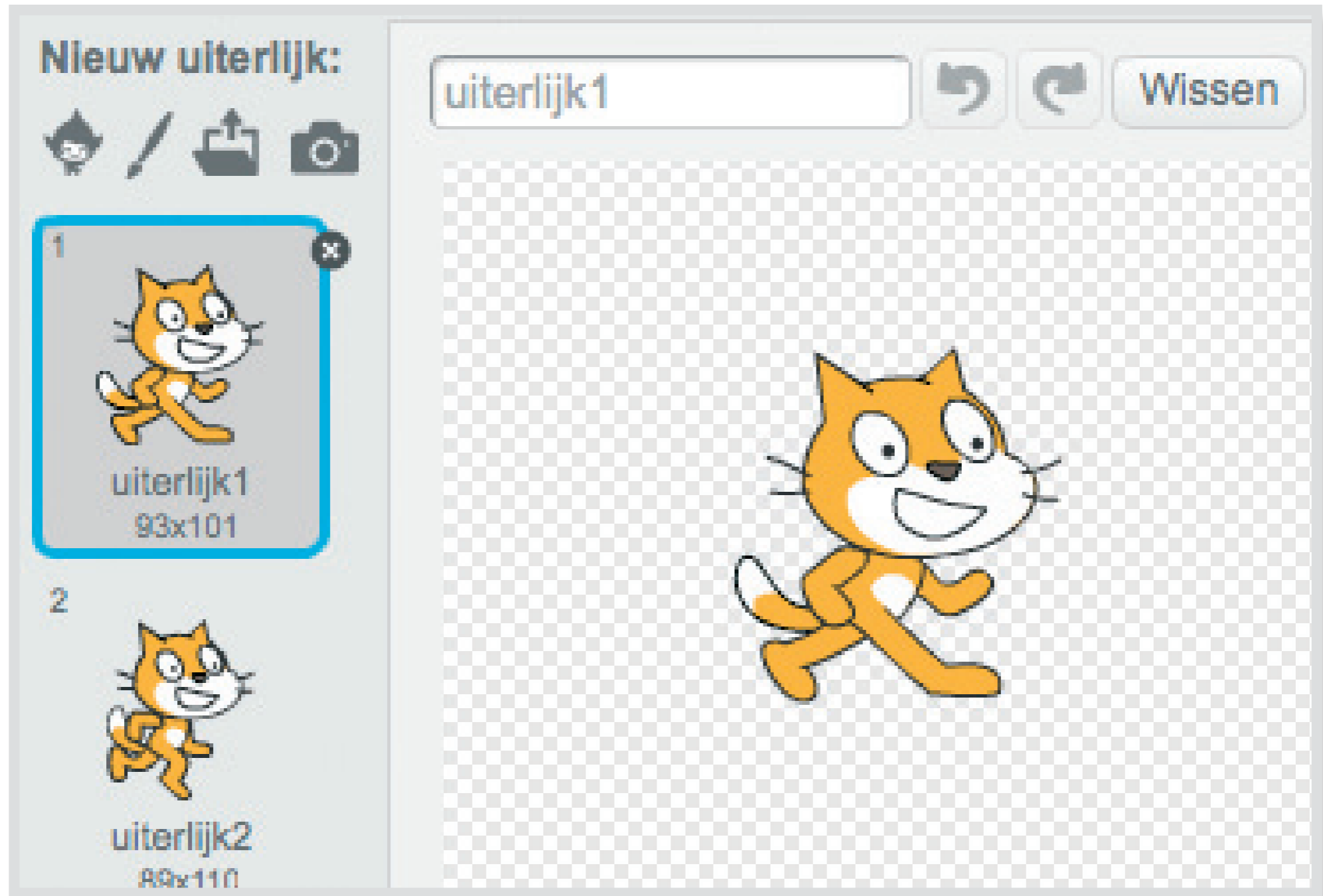


The image shows a screenshot of the Scratch web editor interface with several callout boxes pointing to specific features:


- kies hier voor Nederlands**: Points to the language selection icon in the top toolbar.
- gereedschap**: Points to the toolbar icons for 'make a copy', 'remove', 'make smaller', and 'make larger'.
- sprite-eigenschappen**: Points to the 'Sprite Properties' panel on the right, listing '1 scripts en paletten', '2 uiterlijk', and '3 geluiden'.
- start - stop**: Points to the 'Start' (green flag) and 'Stop' (red circle) buttons in the top toolbar.
- speelveld**: Points to the main workspace where the Scratch cat sprite is located.
- sprite-lijst**: Points to the 'Sprites' panel at the bottom left, showing the 'Sprite 1'.
- speelveld-lijst**: Points to the 'Backgrounds' section in the 'Sprites' panel.
- log in met je Scratch account**: Points to the 'Log In' button in the top right corner.
- scriptveld**: Points to the 'Scripts' panel on the right, which contains various code blocks.





verander uiterlijk naar *uiterlijk1*▼

verander uiterlijk naar *uiterlijk2*▼



richt naar 90 graden



ga naar x: y:

